



2021

2021

			300774
	BGT Group Co., Ltd.		
	BGT Group		
		8 8 4 501	
	100176		
		2021 8 4	
		8 8 4 501	
	100176		
	http://www.bgtwater.com/		
	bgtwater@bgtwater.com		

	8 8 4 501	8 8 4 501
	010-67986889	010-67986889
	010-67986816	010-67986816
	bgtwater@bgtwater.com	bgtwater@bgtwater.com

	http://www.szse.cn
--	---

2021




	111,894,654.52	200,382,757.83	101,587,092.56	298,905,367.53
	27,028,202.51	45,167,346.82	26,336,064.68	75,890,231.72
	26,550,690.52	43,468,004.41	29,819,623.78	66,389,004.70
	-126,974,639.58	-16,662,638.94	4,812,075.68	46,337,940.08

	2021	2020	2019	
		2,606.93	-33,631.07	
	161,118.64	2,375,705.44	98,000.00	

505

00


000000





1

EP EPC EP
EPC EP



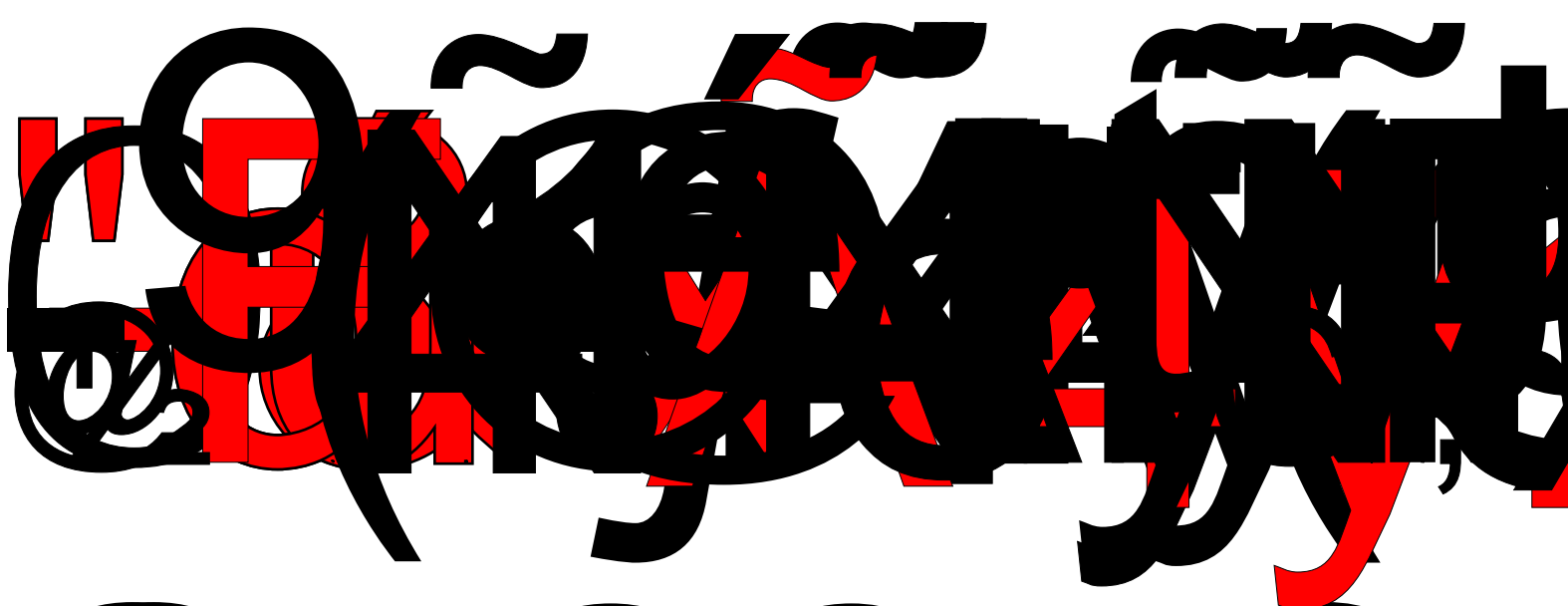
3

1

, m

1

f



2021



5

2021 " "

17,442.18
143.6

16.75%

71,276.99

22.78%
199,287.32

20.89%

2021

EPC

EPC

"

+

"

2021

2021

" "

	2021		2020		
	712,769,872.44	100%	580,530,378.99	100%	22.78%
	712,769,872.44	100.00%	580,530,378.99	100.00%	22.78%
	537,156,820.42	75.36%	418,528,025.83	72.09%	28.34%
	145,841,710.99	20.46%	135,373,676.53	23.32%	7.73%
	29,771,341.03	4.18%	26,628,676.63	4.59%	11.80%
	712,769,872.44	100.00%	580,530,378.99	100.00%	22.78%
	712,769,872.44	100.00%	580,530,378.99	100.00%	22.78%

	712,769,872.40	450,708,649.21	36.77%	22.78%	24.76%	-1.00%
	537,156,820.40	336,749,741.20	37.31%	28.34%	19.91%	4.41%

Ōō

Ōō

Ōō

PPP

2021

		69.61%
		0.00%

5

1		214,906,306.73	30.15%
2		95,397,514.16	13.38%
3		94,272,833.53	13.23%
4		58,704,851.75	8.24%
5		32,854,793.58	4.61%
	--	496,136,299.75	69.61%

		86,635,633.44
		18.35%
		0.00%

5

1		25,645,164.67	5.43%
2		22,061,946.92	4.67%
3		16,001,769.88	3.39%
4		12,835,008.85	2.72%
5		10,091,743.12	2.14%
	--	86,635,633.44	18.35%

	2021	2020		
	8,189,600.25	4,627,419.84	76.98%	
	28,155,719.79	22,022,593.32	27.85%	

2021

	-2,665,499.21	-582,311.2	357.7	
	19,883,037.61	17,026,391.56	16.78%	



85 @ j x 4y

d

人

'

2021

2.5

GTR

2021

	117	99	18.18%
	25.94%	23.91%	2.03%
	58	47	23.40%
	15	11	36.36%
	44	41	7.32%
30	41	26	57.69%
30 ~40	55	47	17.02%
40	21	26	-19.23%

01

ï



5 35 030

с (' с а сум

2021

	-512,421,350.79	108,650,097.67	-571.63%
	146,963,049.53	13,000,868.33	1,030.41%
		53,102,792.88	-100.00%
	146,963,049.53	-40,101,924.55	466.47%
	-457,945,564.02	206,350,188.60	-321.93%

1

(1)

177.79%

(2)

2

3

IPO



2021

	22		86			
	59,969,803.7 5	3.01%	108,647,503. 27	6.59%	-3.58%	
	76,807,932.8 2	3.85%	109,936,163. 25	6.67%	-2.82%	EP
	38,957,201.6 1	1.95%	850,523.90	0.05%	1.90%	
	68,133,040.5 9	3.42%	71,338,791.9 5	4.33%	-0.91%	
	38,069,641.8 2	1.91%	58,897,053.4 3	3.57%	-1.66%	
	96,686,937.3 1	4.85%	102,519,921. 68	6.22%	-1.37%	
	81,436,314.2 1	4.09%	29,315,632.4 0	1.47%	2.62%	
	57,585,552.6 6	2.89%	3,567,833.06	0.18%	2.71%	
	244,248,420. 47	12.26%	4,424,442.42	0.22%	12.04%	
	101,146,162. 35	5.08%	13,062,078.5 3	0.66%	4.42%	

	6
--	---

2021

	0.00	1,049,567.69			2,431,250,00	2,062,748,923.		369,550,644.
					0.00	02		67
	0.00	0.00			0.00	0.00		0.00

	30,274,130.61

153,800,950.91	57,017,887.61	169.74%

			39,200,000.00	37.2%			--	--		0.00	-1,744,770.82			
			960,0	32.0			--	--		0.00	-301,5			

2021

			00.00	0%							55.01			
	--	--	40,16 0,000. 00	--	- -	--	--	--	--	0.00	-2,046 ,325.8 3	--	--	--

--	--	--	--	--	--	--	--	--	--	--	--	--	--	--

12,671, 29,586, 3.08
287.94 572.32 %

2021



20

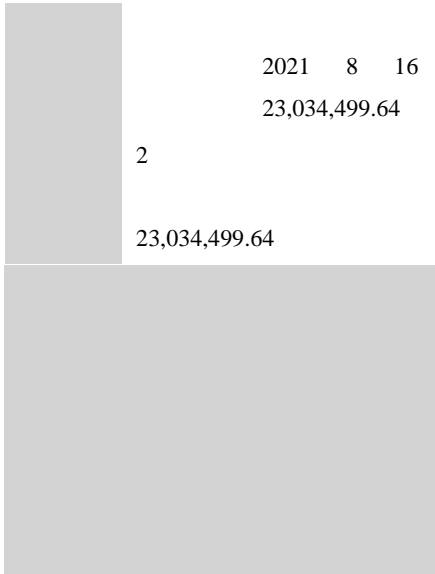
2021	18,680.5	6,582.98	6,582.98	0	0	0.00%	12,097 .52
------	----------	----------	----------	---	---	-------	---------------

2021

(

)

2021



2021 8 16
23,034,499.64

3,027,805.14

2021 8 16

3,027,805.14

2021 12 31



2021

75,000,000	101,855,26	82,694,552	45,928,123	359,559.23	289,367.89
.00	6.91	.95	.21		

2 —

1

2

2 —

3

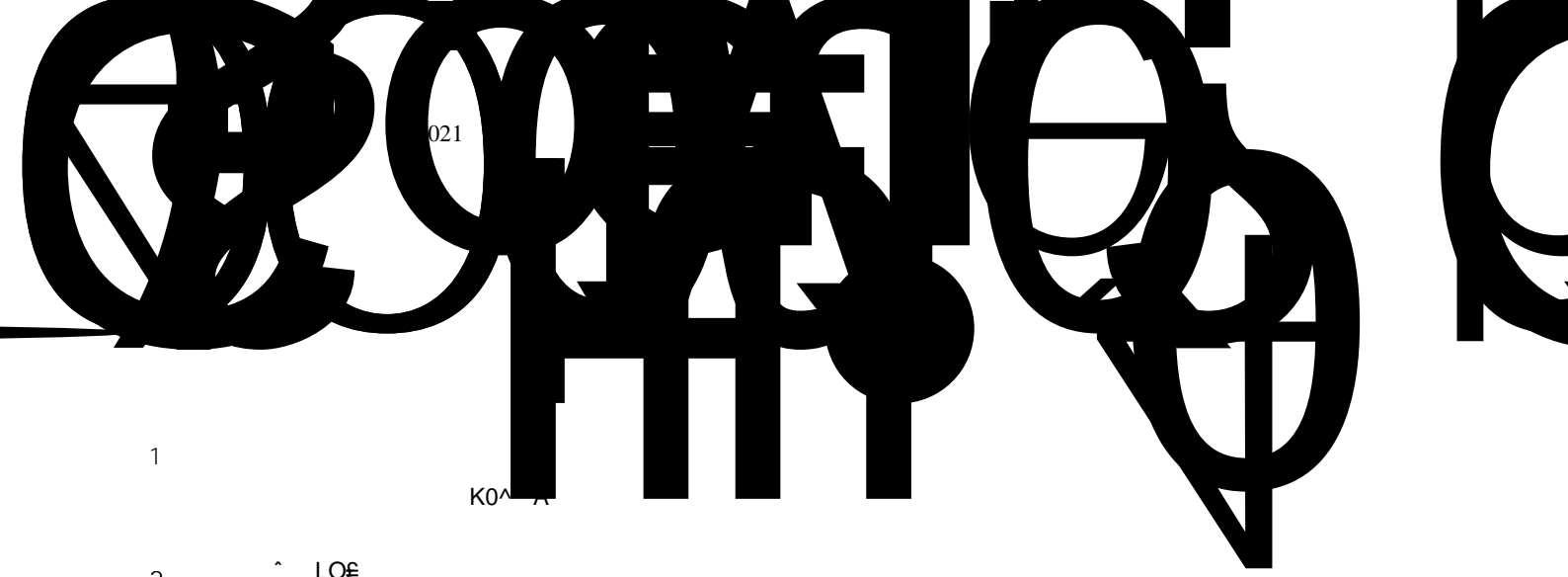
9

3



~ 1N~

U



1

K0^

2

LOE

œ(ê @ Ñ ÿ ' õ ¼

Ä

!KQ



2021

76.93% 2021 09 2021 09
13 8 3 14

1 2 m
< >

1 1.1

1.2 1.3 1.4 m

1.5 1.6 2

2021

56.55% 2021 10 2021 10
11 12

Êx0.1 2.2

				52	2105 09 07	2024 10 10	177,33 8,104	0	0	0	177,33 8,104		
				60	2015 09 07	2024 10 10	61,035 ,422	0	0	0	61,035 ,422		
				31	2015 10 11	2024 10 10	46,639 ,109	0	0	0	46,639 ,109		
				33	2021 10 11	2024 10 10	0	0	0	0	0		
				40	2018 09 25	2024 10 10	0	0	0	0	0		
				40	2018 09 25	2024 10 10	0	0	0	0	0		
				69	2018 09 25	2024 10 10	0	0	0	0	0		
				55	2018 09 25	2024 10 10	0	0	0	0	0		
				59	2021	2024 10	0	0	0	0	0		

					10 11	10							
				45	2018 09 25	2024 10 10	36,101	0	0	0	36,101		
				38	2018 09 25	2024 10 10	45,126	0	0	0	45,126		
				25	2021 10 11	2024 10 10	0	0	0	0	0		
				30	2021 10 11	2024 10 10	0	0	0	0	0		
				31	2021 10 11	2024 10 10	0	0	0	0	0		
				42	2021 10 11	2024 10 10	30,000	0	0	0	30,000		
				35	2021 10 11	2024 10 10	0	0	0	0	0		
				40	2018 09 25	2021 10 11	1,083, 032	0	0	0	1,083, 032		
				53	2018 09 25	2021 10 11	0	0	0	0	0		
				52	2018 09 25	2021 10 11	180,50 5	0	0	0	180,50 5		
				37	2018 09 25	2021 10 11	577,60 0	0	0	0	577,60 0		
				35	2018 09 25	2021 10 11	0	0	0	0	0		
				48	2018 09 25	2021 10 11	3,081, 227	0	0	0	3,081, 227		

5

2021

41	09	25	2018	2021	10	1,083,	0	0	0	1,083,
				11		032				032

--	--	--
----	----	----

828

2021

1963

2021 10

1977

2004

2021

2018



21
2017 08
10

2017 08
01

2017 09
28

2017 10
20

2018 01
08



2018 02
05

2018 04
04



2018 05
31

2021

2019 08
15

2018 06
28

2020 01
15

2020 01
09

2020 0

2021

60	57.99
31	44.99
33	11.46
40	0
40	0
69	7.14
55	7.14
59	1.01
45	19.79
38	17.79
31	19.29
30	0
31	0
42	54.65
35	31.9
40	71.97
53	6.14
52	24.78
37	0
35	0
48	52.31



2021


1

<2020

>

2

2021 03 30



		6	5	0	0		4
	3	2	1	0	0		0
	8	8	0	0	0		4
	8	4	4	0	0		4

2021

2021 08

26

				4			
			2021 03 29	1 2			
		2	2021 09 23	1 2			
		1	2021 03 29	1 2020 2 2020			

	153
	298
	451
	598
	14
	255
	31
	130
	13
	22

10									0
10									2.00
10									0
									408,763,660
									81,752,732.00
									0.00
									81,752,732.00
									449,374,436.65
									100.00%
12	31			2021				17,442.18	2021
					44,937.44				
	2021								
		10		2.00		2021	12	31	408,763,660
			8,175.27						46.87%

2021

2021

2022 04 20

=

<http://w>


tw:0



© 2022 by the author. All rights reserved. This work is licensed under a Creative Commons Attribution 4.0 International License.



2021



/

/

1

2


3

2021



500

2



COD

1

27

30

1

9

10

1

0.07

0.3

(

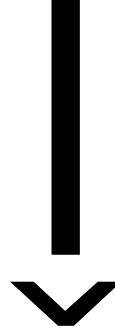
2021

è



è

ì

ń



b è



"1

2

3

4


/

2021

6

				3			
				4 /			
				25%			
				5			
				6			
			7				
			1				
				2			
			25%				
			3				
					2021 08 04	2022 8 3	

2021



4

5

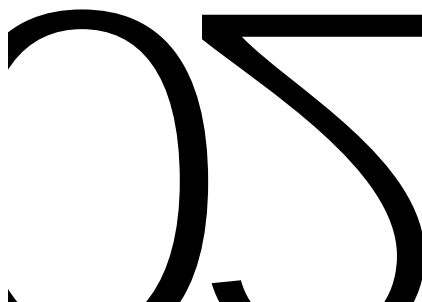
1

2

2021	2022
08	8
04	3

3

1





5

6


1

2021	9999
08	12
04	31

2

3

			1				
			"	"			
				2			
					2021	9999	
				3	08	12	
					04	31	
				4			
			1				
				2			
				"			
			3	"			
					2021	9999	
					08	12	
					04	31	



4

5

6


1

2

3

"


"



4

5

6



1

2


3

5

/

1

1



50%

2% 3

4

/

"

"

"

"

3


1

2

15%

50% 3

4



3

1

5

2


1

2

3

5

9 \ N'x



1


2


3

4

5

			1	2 3		
			1	2 30 3	2021 08 04	9999 12 31
			1	2 [2003]2 4	2021 08 04	9999 12 31
			3			





3

3

1

2

4

1

2

1

2



3

4

/

3

1



1

2

c

W₁₁


W₁₂

2

3

2021

3



2021

"

"

201

2

2021 2 2

14

14

2021 1

"

14 "

j 1

()			()	()	()		
7	4,734.18					2021 08 28	http://www.cninfo.com.cn

	37.22 %		" "		12,397.21	12,397.21	47.49 %	12,397.21		EPC			

				--	--	12,39 7.21	--	12,39 7.21	--	--	--	--	--



2021

D	0

			2021 12 09						44,70 0				2021 11 19	www .cninf o.co m.cn

1 2021 2061

40, 876, 366

2021 771

" " " 300774"

2021 8 4

408, 763, 660

2

2021 9 24

2021 10 11

2021

2021

2021 10 11

3

100%

35%

10%

30000

3000

65%

90%

500

2021

1

2021 4 19

3, 200. 00

2021 4 25

2

2021 12 27

19, 400


35%

100

30, 000

10, 500

65%



2021 2061

A 40, 876, 366

2021 8 4

2021 8 29
408, 763, 660

38, 378, 581

370, 385, 079

367, 887, 294

408, 763, 660

1

0. 47

0. 45

2

3. 91

3. 52

		2	
--	--	---	--

2021

676,895

541,516

676,895

3

2022 8

3

2021

63,175

63,175

2022 8
3

62,113

62,113

2022 8
3

45,126

45,126

2022 8

45,126

45,126

3

40,000

40,000

2022 8
3

36,101

36,101

2022 8
3

36,101

36,101

2022 8
3

32,491

32,491

2022 108
3

30,000

30,000

2022 8
3

26,000

26,000

2022 8
3

18,051

18,051

2022 8
3

18,051

18,051

2022 8
3

18,051

18,051

2022 8
3

18,051

18,051

2022 8
3

9,025

9,025

2022 8
3

9,025

9,025


2022 8
3

9,025

9,025

2022 8
3

1,444,043



2021

	0	2,497,785		2,497,785	10%	2022 2 16
	367,887,294	2,497,785	0	370,385,079	--	--

A	2021 07 24	4.57	40,876,366	2021 08 04	40,876,366		www.cni nfo.com.cn	2021 08 03

2021 2061
 [2021] 771 A 40,876,366 1.00
 4.57 186,804,992.62 26,603,773.59
 160,201,219.03 13,238,169.50 146,963,049.53
 " [2021] ZG11742 "

40,876,366 367,887,294 408,763,660
 164,853.82 51,645.90 31.33%
 199,287.32 53,794.96 26.99%

	19,118		10,606	9	0	9	0	0
		5%		10				
		43.38 %	177,338,1 04	0	177,338, 104	0		
		14.93 %	61,035,42 2	0	61,035,4 22	0		
		11.41 %	46,639,10 9	0	46,639,1 09	0		
		4.72%	19,277,97 8	0	19,277,9 78	0		
		4.42%	18,050,50 0	0	18,050,5 00	0		
		1.77%	7,220,200	0	7,220,20 0	0		


2021

1.63% 6,642,600 0 6,642,600 0

0.95% 3,898,900 0 3,898,900 0

0.88% 3,610,100 0 3,610,100 0

0.88% 3,610,100 0 3,610,100 0



=F2

2021

Ä

	2022 04 19
	[2022] ZG11223

[2022] ZG11223

V. V. % 0 0 0 0 0 0 *

2021

c

	2,467,598.88	3,544,772.99
	12,362,240.50	10,786,641.39
	101,146,162.35	13,062,078.53
	836,841,560.58	466,784,551.79
	1,992,873,198.21	1,648,538,208.50
	49,507,197.99	10,312,019.07
	282,438,363.22	335,081,350.53
	96,686,937.31	102,519,921.68
	9,661,768.27	5,238,318.71
	15,577,031.70	16,300,677.13
	2,701,503.19	2,651,538.28
	68,898,289.62	36,733,435.67
	525,471,091.30	508,837,261.07

2021

	79,218,744.28	446,588,597.61
	276,926,580.53	
	319,001,475.96	267,772,554.62
	74,706,314.21	25,441,762.40
	16,416,306.17	12,977,488.35
	79,672,000.17	84,612,626.55
	69,822,571.20	105,504,704.16
	59,969,803.75	108,647,503.27
	54,166,450.54	
	13,842,840.00	4,187,998.90
	1,043,743,086.81	1,055,733,235.86

2021

7,223,535.36	4,989,530.67
103,929,810.12	13,355,326.65
892,089,798.13	372,634,506.98
1,935,832,884.94	

2021

	627,400,848.58	420,267,213.14
	408,763,660.00	367,887,294.00
	509,223,869.64	402,667,498.61
	67,403,743.34	52,113,866.38
	323,040,763.38	185,431,870.71
	1,308,432,036.36	1,008,100,529.70
	1,935,832,884.94	1,4-

2021

	8,189,600.25	4,627,419.84
	28,155,719.79	22,022,593.32
	19,883,037.61	17,026,391.56
	-2,665,499.21	-582,322.02
		101,924.55
	869,852.77	527,894.19
	879,472.22	600,426.58
" "	7,827,354.81	14,396,314.38
	-2,053,322.29	-938.04
" -"		
" "		
" "	1,049,567.69	
" -"	-8,998,666.15	-13,289,317.61
" -"	-419,451.03	-1,124,486.47
" -"		2,606.93
" "	204,822,685.40	172,986,058.50
	73,264.30	2,307,822.13
	792,186.84	916,179.09
" "	204,103,762.86	

2021

	0.45	0.41
	0.45	0.41

-

2021

7.

152,898,

2021

	59,358,794.64	45,118,312.71
	43,082,052.68	33,874,258.35
	86,206,417.66	82,580,094.65
	671,900,891.87	366,744,965.09
	-92,487,262.76	137,802,015.48
	2,062,748,923.02	2,312,957,315.07
	9,880,677.10	14,397,252.42
		5,309.73
	2,072,629,600.12	2,327,359,877.22

2021

		13,000,868.33
	146,963,049.53	13,000,868.33
		40,101,924.55
		13,000,868.33
		53,102,792.88
	146,963,049.53	-40,101,924.55
	-457,945,564.02	206,350,188.60
	588,914,733.87	382,564,545.27
	130,969,169.85	588,914,733.87

	2021	2020
	394,142,402.63	329,676,615.96
	540,458.76	169,408.48
	198,418,688.28	159,241,218.47
	593,101,549.67	489,087,242.91
	445,084,003.50	162,891,951.69
	28,627,004.31	23,643,379.60
	31,705,462.96	22,996,675.93
	62,592,839.67	181,033,473.15

2021


	568,009,310.44	390,565,480.37
	25,092,239.23	98,521,762.54
	1,703,734,934.80	2,110,457,315.07
	8,431,403.17	12,154,566.03
	1,712,166,337.97	2,122,611,881.10
	75,119,878.43	28,144,579.34
	2,167,413,049.53	1,959,650,000.00
	2,242,532,927.96	1,987,794,579.34
	-530,366,589.99	134,817,301.76
167	c	

2021

	-357,371,926.23	193,237,139.75
	408,366,539.90	215,129,400.15
	50,994,613.67	408,366,539.90

2021							
367							
,88	405,	52,3	290,	1,11	15,9	1,13	
7,2	626,	33,1	242,	6,08	89,8	2,07	
94.	473.	47.7	467.	9,38	49.7	9,23	
00	90	1	88	3.49	5	3.24	

2021




40,
876
,3

421,	421,	792.	411,
845.	845.	57	638.
73	73		30

2
3
4

2021



3



2															
3											-40,000.00		-40,000.00		-40,000.00
4															
1															
2															
3															
4															
5															
6															
1															
2															
	367,887.94.00				405,626,473.90				52,333,147.71		290,242,467.88		1,116,089,383.49	15,989,849.75	1,132,079,233.24

	2021											
	367,8 87,29 4.00				402,66 7,498. 61				52,113 ,866.3 8	185, 431, 870. 71		1,008,10 0,529.70
	367,8 87,29 4.00				402,66 7,498. 61				52,113 ,866.3 8	185, 431, 870. 71		1,008,10 0,529.70
	40,87 6,366 .00				106,55 6,371. 03				15,289 ,876.9 6	137, 608, 892. 67		300,331, 506.66
										152, 898, 769. 63		152,898, 769.63
	40,87 6,366 .00				106,55 6,371. 03							147,432, 737.03
1	40,87 6,366 .00				106,08 6,683. 53							146,963, 049.53
2												
3					469,68 7.50							469,687. 50
4												

2021

1
2

15,289	-15,2
,876.9	89,8
6	76.9
	6
15,289	-15,2
,876.9	89,8
6	76.9
	6

2021

		2020	

									.75	,495.75		00.00
1									11,74 0,495 .75	-11,740 ,495.75		
2										-40,000 ,000.00		-40,000,0 00.00
3												
1												
2												
3												
4												
5												
6												
1												
2												
	367, 887, 294. 00				402.6 67,49 8.61				52,11 3,866 .38	185,43 1,870.7 1		1,008,10 0,529.70

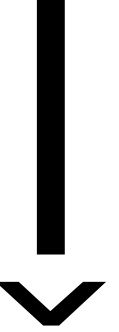


2021		1103022753963		2018 11 5	
1,000	700	1,000	700	700	300
70%		300	30%		
1,000	3,000	100%	2009 3		
3,000		2009 3 13	100%		3,000
2009 0103		2012 7 12			
2,010		" "	2012 7 20		
1,010	1,010		50.25%	" "	
1,000	1,000		49.75%		100%
		[2012]	12021	2013 3	
	5,000			" "	
	3,078		3,078	61.56%	
1,090		1,090		" "	
832		832		21.80%	
				16.64%	100%
			[2013]	05-362	2015 5 28
	" "		3,078		1,090
	" "	832	2016 12 31		
6,778			2400	21.80%	" "
	61.56%				
1,832		16.64%			
2015 8 18					
	2015 6 30			11,010	1
	6,778	61.56%	2,400	21.80%	
" "	1,832	16.64%			
2017 10 16	2017				"

2021

1 1 12 31

2021



1

2

3

È

À

!n. 'cw

4

5

1

2

" 9 "

--

--

--

1

2

- 1
- 2

1
2

		20-35	5%	4.75%-2.71%
		5-10	5%	19.00%-9.50%
		3-5	5%	31.67%-19.00%
		4-5	5%	23.75%-19.00%

1

2

1

2021

2

3

3

3

4

2

	50		
	10		
	1 30		

1

2

1

2

3

4

5

1

2

5 10

g

- 1
- 2
- 3

-
-

É Gy 1 - (zä 1 , ú s

1

Ä

+

2021

--
--
--
--
--
2

1

EPC

ë

EP

--
--

()

--
--

2021 1 1

1

1

{

2021

"

"

3

12

4

2

2

" - 9 "

" - 9 "

3

" - 27 "

1

" - 9 "

2


141

2021

2

1

2



W 5

2021

	2021	2	2	
			14	
2021	1		"	14
"			2021	1
1				
	14			

2021

14

2020 12 31

2021 1 1

14

3

<

>

2020 6 19

2020 10

2021 5 26

<

>

2021 9

2021 5 26

"

~~2021~~ 6

"

149
2021

m

2021

GR202011003584

3

15%

2
2019 1 1 2021 12 31

100

300

100

2019 13

25%

20%

50%

20%

2021

3

2018 99

2018 1 1 2020 12 31

75%

175%

2021 6

[2018] 99

2023 12 31

2021

75%

4

[2009] 166

2018 1 1

2019 1 1

2

1

<

>

[2015] 78

2018 4 1

2018 6 26

2018 8 1

70%

2

<

>

[2015] 78

2021

70%

3

[2001] 97

2018 6 1

	130,969,169.85	588,914,733.87

2021

	30,274,130.61	40,272,057.71
	161,243,300.46	629,186,791.58
	30,274,130.61	40,272,057.71

	5,291,490.20	4,210,671.20
	10,993.71	
	15,071,646.70	30,961,386.51
	9,900,000.00	5,100,000.00
	30,274,130.61	40,272,057.71

1 2021 12 31 529.15
 2 1.10
 3 1,507.16
 4 990

	369,550,644.67	
	369,550,644.67	
	369,550,644.67	

	346,81 9,887.4 3	100.00 %	45,816, 813.21	13.21 %	301,00 3,074.2 2	300,66 2,801.5 0	100.00 %	36,858, 093.64	12.26%	263,804, 707.86
	346,81 9,887.4 3	100.00 %	45,816, 813.21	13.21 %	301,00 3,074.2 2	300,66 2,801.5 0	100.00 %	36,858, 093.64	12.26%	263,804, 707.86
	346,81 9,887.4 3	100.00 %	45,816, 813.21	13.21 %	301,00 3,074.2 2	300,66 2,801.5 0	100.00 %	36,858, 093.64	12.26%	263,804, 707.86

45,816,813.21

1	186,169,653.36	9,308,482.67	5.00%
1 2	96,672,193.06	9,667,219.31	10.00%
2 3	53,052,756.82	15,915,827.05	30.00%
3 4	2,791,143.68	2,791,143.68	100.00%
4 5	3,666,713.90	3,666,713.90	100.00%
5	4,467,426.61	4,467,426.61	100.00%
	346,819,887.43	45,816,813.21	--

1	1	186,169,653.36
1	2	96,672,193.06
2	3	53,052,756.82
3		10,925,284.19
3	4	2,791,143.68
4	5	3,666,713.90
5		4,467,426.61
		346,819,887.43

--	--	--	--

36,858,093.64 12,076,303.28 3,117,583.71

2021

	19,971,999.95	5.76%	1,402,730.97
	228,449,921.76	65.87%	

		(%)
	3,280,000.00	16.63
	1,877,853.98	9.52
	1,678,540.00	8.51
	906,000.00	4.59
	883,381.00	4.48
	8,625,774.98	43.73

	4,449,498.36	5,734,791.27
	4,449,498.36	5,734,791.27

		12	()	()
2021	1	1	606,582.87	1,443,892.32
2021	1	1	—	—
			449,732.99,4	



157 5 5020 10

		540,000.00	1	8.26%	27,000.00
		500,000.00	1	7.65%	25,000.00
		400,000.00	1	6.12%	20,000.00
	--	2,975,094.00	--	45.51%	1,107,528.20

	5,473,541.62		5,473,541.62	7,267,613.23		7,267,613.23
	5,464,213.67		5,464,213.67	5,496,287.04		5,496,287.04
	1,937,203.56		1,937,203.56	222,724.32		222,724.32
	18,320.38		18,320.38			
	63,914,653.59		63,914,653.59	96,949,538.66		96,949,538.66
	76,807,932.82		76,807,932.82	109,936,163.25		109,936,163.25

	19,297,649.1 7	964,882.46	18,332,766.7 1	38,246,544.3 7	1,912,327.22	36,334,217.15
	43,828,460.0 4	2,191,423.00	41,637,037.0 4	18,057,775.7 4	902,888.79	17,154,886.95
BOT				55,158,399.1		55,158,399.17

2021

7



63,126,109.2

1

	24,260,967.02	10,361,193.23
		84,721.06
		2,712,264.15
	24,260,967.02	13,158,178.44

				4,424,442.42		4,424,442.42	4.50%
	244,248,420. 47		244,248,420. 47				4.75%
	244,248,420. 47		244,248,420. 47	4,424,442.42		4,424,442.42	--

12	
----	--

2021



1.	75,031,001.65	8,946,647.03	9,822,157.46	2,614,741.27	96,414,547.41
2.		351,482.49	957,028.31	517,006.54	1,825,517.34
1		351,482.49	957,028.31	517,006.54	1,825,517.34
2					
3					
3.				5,299.00	5,299.00
1				5,299.00	5,299.00
4.	75,031,001.65	9,298,129.52	10,779,185.77	3,126,448.81	98,234,765.75
1.	10,907,679.61	5,387,166.52	6,850,385.93	1,930,523.40	25,075,755.46
2.	2,555,084.64	1,158,026.88	880,135.44	437,672.89	5,030,919.85
1	2,555,084.64	1,158,026.88	880,135.44	437,672.89	5,030,919.85
3.				4,950.15	4,950.15
1				4,950.15	4,950.15
4.	13,462,764.25	6,545,193.40	7,730,521.37	2,363,246.14	30,101,725.16
1.					
2.					
1					

3.					
1					
4.					
1.	61,568,237.40	2,752,936.12	3,048,664.40	763,202.67	68,133,040.59
2.	64,123,322.04	3,559,480.51	2,971,771.53	684,217.87	71,338,791.95

	38,069,641.82	58,897,053.43
	38,069,641.82	58,897,053.43

	29,586,572.32		29,586,572.32	16,915,284.38	16,915,284.38
PPP	0.00		0.00	36,563,065.63	36,563,065.63
	7,191,436.19		7,191,436.19	2,635,772.65	2,635,772.65
	419,999.11		419,999.11	0.00	0.00
	871,634.20		871,634.20	0.00	0.00
	0.00		0.00	2,782,930.77	2,782,930.77
	38,069,641.82		38,069,641.82	58,897,053.43	58,897,053.43

1.	29,459,378.25	300,050,454.38	1,381,027.43	330,890,860.06
2.	0.00	41,269,099.57	215,044.23	41,484,143.80
1			215,044.23	215,044.23
2				

2021

	51,557,554.36	8,399,874.37	42,141,837.18	7,224,032.23
	12,375,786.34	2,081,141.35	15,397,236.43	2,509,433.96
	345,345.13	86,336.28	521,693.38	130,423.35
	8,484,257.95	1,794,888.50	3,750,714.19	922,751.85
	72,762,943.78	12,362,240.50	61,811,481.18	10,786,641.39

	1,049,567.69	221,240.39		
	1,049,567.69	221,240.39	0.00	0.00


		12,362,240.50		10,786,641.39
		221,240.39		

		1,311,277.91	546,983.39
		1,311,277.91	546,983.39



2021

	1,311,277.91	546,983.39	--
--	--------------	------------	----



2021

-	38,610.20	5,662,766.46	5,430,232.48	271,144.18
		31,013.40	31,013.40	
	5,3			

2021

	14,426,536.92	14,104,906.68
	131,466.14	194,372.31
	128,749.56	202,475.29
	55,177.98	103,372.75
	112,433.41	112,433.41
	68,082.88	68,082.88
	36,785.58	68,915.16
	28,801.12	16,846.90
		21,985.89
	15,577,031.70	16,300,677.13

	2,701,503.19	2,651,538.28

2021

	--	--	--								

	3,052,727.46		
	5,431,530.49	3,750,714.19	
	8,484,257.95	3,750,714.19	--

			172
	3,871,000.00	3,773,000.00	' , > δ

2021

	367,887,294. 00	40,876,366.0 0				40,876,366.0 0	408,763,660. 00
--	--------------------	-------------------	--	--	--	-------------------	--------------------

2021 6 15

2021 2061

4,087.64

40,876.37

2021 7 28

[2021] ZG11742

2021 8 4

" N77

" 2021 10 13

	402,886,630.15	106,086,683.53		508,973,313.68
	2,739,843.75	469,687.50		3,209,531.25
	405,626,473.90	106,556,371.03		512,182,844.93

1 10,608.67
2 46.97

	52,333,147.71	15,289,876.96		67,623,024.67
	52,333,147.71	15,289,876.96		67,623,024.67

10%

		290,242,467.88	193,416,551.94
	+ -		-833,931.97
		290,242,467.88	192,582,619.97
		174,421,845.73	149,400,343.66

800 150 21 15,289,876

11,76/

b

159 .

À »

0

174

9,77

2021

	113,791.15	133,054.24
	6,441,383.39	3,462,826.22
	246,647.90	148,527.74
	622,430.47	413,355.09

2021

	9,533,914.75	9,650,045.43
	8,480,841.48	6,179,534.94
	1,868,281.38	1,196,811.19
	19,883,037.61	17,026,391.56

		101,924.55
	869,852.77	527,894.19
	22,692.97	-3,161.23
	-1,818,339.41	-153,191.15
	-2,665,499.21	-582,322.02

የገቢት ስጦታ
ገቢት

17
56

	1,049,567.69	
	1,049,567.69	

	-39,946.58	106,711.97
	-8,958,719.57	-13,396,029.58
	-8,998,666.15	-13,289,317.61

	-341,089.45	-1,621,343.09
	-78,361.58	496,856.62
	-419,451.03	-1,124,486.47

		2,606.93

		2,200,000.00	
	73,264.30	107,822.13	73,264.30

2021

	-2,445,000.00
	344,000.00
	428,292.60
	191,073.63
	-3,028,079.72
	28,692,124.56



66,414,197.67	38,533,505.13
778,777.92	2,277,705.44
850,941.58	527,894.19
78,558...4,7	



		13,000,868.33
		13,000,868.33

1	--	--
	175,411,638.30	153,590,174.57
	9,418,117.18	14,413,804.08
	5,030,919.85	3,953,345.90
	13,907,136.62	13,489,457.36
	1,123,045.67	775,092.73
" "		-2,606.93
" "	348.85	5,478.19
" "	-1,049,567.69	
" "	22,692.97	98,763.32
" "	-7,827,354.81	-14,396,314.38
" "	-1,575,599.11	-3,189,632.90
" "	221,240.39	-121,097.26

" "	33,128,230.43	-77,610,725.92
" "	-430,114,622.99	-190,733,910.18
" "	104,613,280.32	235,058,581.78
	5,203,231.26	2,471,605.12
	-92,487,262.76	137,802,015.48
2	--	--
3	--	--
	130,969,169.85	588,914,733.87
	588,914,733.87	382,564,545.27
	-457,945,564.02	206,350,188.60

	130,969,169.85	588,914,733.87
	130,969,169.85	588,914,733.87
	130,969,169.85	588,914,733.87

	30,274,130.61	
	30,274,130.61	--

	3,773,000.00		98,000.00
	715,659.28		715,659.28
	63,118.64		63,118.64

1 PPP

PPP

17km

2

+

=

×

60

1.85 /

3 / 80

3 PPP

1

2

4

PPP

PPP

2020

2021

37, 921, 385. 40

2021 9

2021 10

2021 12

2021

				100.00%		
				100.00%		
				100.00%		
				100.00%		
				100.00%		
				100.00%		
				63.00%		
				100.00%		
				100.00%		
				90.00%		

				37.22%		

20%

20%

	/	/
	33,918,610.06	
	7,427,610.35	
	83,048,499.91	
	116,967,109.97	
	10,2	

2021

	-4,687,723.87
	-4,687,723.87

2021

2		369,550,644.67	369,550,644.67
	--	--	--



2021

	30,000,000.00	2021	12	18	2022	12	18	
--	---------------	------	----	----	------	----	----	--

2021

108,314.00 (108,314.00 2019 1 3

)

3 2018 2

3,766

2018 4

1,838.60

	81,752,732.00
--	---------------

2021 12 27

100

30,000

29,900

"

"

19,400

"

"

10,500

2021 10 28

100

100%

30,000

65%

35%

2022 3 8

	358,44 6,318.6 2	100.00 %	39,444, 842.66	11.00 %	319,00 1,475.9 6	295,84 3,504.7 5	100.00 %	28,070, 950.13	9.49%	267,772, 554.62
	313,47 5,989.7	87.45 %	39,444, 842.66	12.58 %	274,03 1,147.0	254,42 4,193.8	86.00%	28,070, 950.13	11.03%	226,353, 243.74

2021

	0				4	7				
	44,970,328.92	12.55%			44,970,328.92	41,419,310.88	14.00%			41,419,310.88
	358,446,318.62	100.00%	39,444,842.66		319,001,475.96	295,843,504.75	100.00%	28,070,950.13		267,772,554.62

		313,475,989.70	39,444,842.66
		313,475,989.70	39,444,842.66
			12.58%
			--

		44,970,328.92	
		44,970,328.92	
			--

1	1		208,857,914.60

2021

1	2	93,186,850.22
2	3	49,242,536.35
3		7,159,017.45
3	4	284,090.95
4	5	3,468,444.70
5		

2021

	1,810,052.2 2		12,471.78			1,797,580.44
	1,810,052.2 2		12,471.78			1,797,580.44


--	--	--	--	--	--	--

		67,704,056.07	1	83.10%		
			0 1	6.14%		
			0 1	3.68%		
			0 4-5	1.23%	1,000,000.00	
			0 1	0.66%	27,000.00	
			7 --	94.81%	1,027,000.00	

2021

	()	()
--	-----	-----

100,000,000.



2021

	-1,751,767.28	-938.04
	8,431,403.17	12,154,566.03
	6,679,635.89	12,153,627.99

	161,118.64
	10,930,244.79

2021

	13.81%	0.43	0.43
--	--------	------	------